

# the original TAMAGOTCHI®



## INSTRUCTIONS

Congratulations! You are now the caretaker of a genuine Tamagotchi. Tamagotchi character is a cyber creature who has traveled millions of miles from its home planet to learn what life is like on earth. Let me explain how to care for your Tamagotchi character.



8+  
Asst.  
#42800 P1

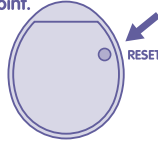
## ACTIVATION

Now that you have your Tamagotchi device, you must do these three things:

1) Wake up Tamagotchi character from its million light year sleep by removing the insulating sheet (pull paper tab from side of body.)

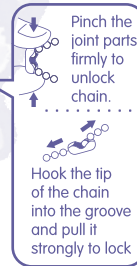


2) RESET if necessary by pressing the reset switch on the back of the Tamagotchi device with a thin object like a pen or pencil point. Please do not press the reset switch too hard, or you may damage the Tamagotchi device.



3) Adjust the time difference between Tamagotchi Planet and Earth (Timer Set). First press the middle button (B) to bring up the timer screen. Use the left button (A) to set the hours, and the middle button (B) to set the minutes. Once you have set the correct time, press the right button (C) to set the timer. Next, return to the main screen by pressing the middle button (B) again.

## MAIN UNIT INSTRUCTION



NOTE: AM/PM is set with the hour. Make sure you set AM for the morning and PM for the afternoon.

When you have completed these three steps, a pulsating egg will appear. Tamagotchi character will hatch in about 5 minutes.

As soon as the Tamagotchi character hatches, it will beep at you for attention. This is where the health meter comes in handy. You can determine the mood, health and behavior of Tamagotchi character with the health meter.

Tamagotchi character will need to be fed and played with soon after it hatches. In order to start Tamagotchi character on a good growth path, you must take good care of Tamagotchi character right from the start.

**FEED:** Press A button until knife and fork icon is highlighted, then press B. Select either Meal or Snack by pressing the A button to move the arrow, then press the B button to feed Tamagotchi character. Be careful not to overfeed Tamagotchi character. If you do, it will refuse to eat.

**LIGHT:** Press A button until the light bulb icon is highlighted, then press B button. Select either On or Off by pressing the A button to move the arrow, then press the B button. The light should be turned off when Tamagotchi character is sleeping, or it might get restless! Tamagotchi character will automatically turn the light on when it wakes up.

**DUCK:** Just like real pets, Tamagotchi character goes to the bathroom. If droppings appear on the screen, it must be cleaned up right away or Tamagotchi character will get sick. Press the A button until the duck icon is highlighted, then press the B button to flush the screen. Tamagotchi character will be very happy after the mess is cleaned up.

**HEALTH METER:** Check Tamagotchi character's health by pressing the A button until the health meter icon is highlighted, then press B button to check Tamagotchi character's age/weight, discipline, hunger and happiness. After you have checked all the screens to see if Tamagotchi character needs anything, press C to return to the main screen. You should also check this screen if Tamagotchi character beeps at you and the "attention" icon is highlighted.



Discipline Meter More black hearts means full of happy!

**PLAY:** Press A button until the bat and ball icon is highlighted, then press B button to begin the game. The object is to guess which way Tamagotchi character will turn. To choose left, press the A button; to choose right, press the B button. If you choose the correct direction, Tamagotchi character will be happy. There are 5 chances in each game to match Tamagotchi character; the more you match, the happier Tamagotchi character will be. To stop the game press the C button. After playing, check the happiness meter to see if it went up or down.

**MEDICINE:** If a "skull" image appears, Tamagotchi character is sick and needs medicine. Press A button until the medicine icon is highlighted, then press B. Sometimes 2 or 3 doses are needed before Tamagotchi character is well.

**ATTENTION:** When this icon is highlighted, Tamagotchi character needs something. Check the health meter to determine what Tamagotchi character needs. If Tamagotchi character doesn't need anything, it must be disciplined or the attention icon will stay highlighted.

**DISCIPLINE:** Tamagotchi character needs discipline if it:

- 1) beeps even though it is full and happy
- 2) won't eat when it is hungry
- 3) won't play games when it is not very happy.

If you neglect to discipline Tamagotchi character when needed, it might grow up into an unattractive, bad mannered alien.

## HAPPINESS AND HUNGER STATUS CHECK

There are a total of 4 hearts on the "Happy" and "Hungry" screens and they start out empty. The more hearts that are filled the more satisfied Tamagotchi character is. You must feed and play with Tamagotchi character in order to fill the empty hearts. If you keep Tamagotchi character full and happy, it will grow into a cute, happy cyberpet. If you neglect Tamagotchi character, it will grow into an unattractive alien.



## DISCIPLINE STATUS CHECK

As the meter moves towards the right, it indicates you are raising a well-behaved Tamagotchi character.

The higher the discipline scale, the less trouble and better behaved Tamagotchi character will be. The key to increasing the discipline meter is to make sure you scold Tamagotchi character when necessary. If Tamagotchi character beeps at you for no reason, you must discipline it.

Tamagotchi character needs discipline if it:

- beeps at you even though it is full and happy
- won't eat when it is hungry
- won't play games when it is not very happy



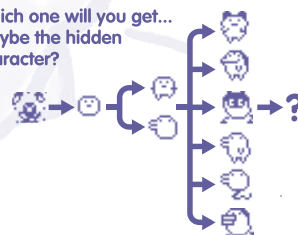
## AGE AND WEIGHT CHECK

Converts and displays Tamagotchi character's growth information in earth units.



## GROWTH CHART

Which one will you get... maybe the hidden character?



## BIOLOGY

- One earth day is equal to about one year for Tamagotchi character.
- Tamagotchi character will change appearance several times before it reaches its adult form.
- The shape, personality and life of each Tamagotchi character is based on how well you take care of it. Each time you hatch a new Tamagotchi character it could grow up to be any one of several adult forms.

Tamagotchi character will always return to its home planet. How well you care for it helps determine how long Tamagotchi character will stay on Earth.

